



## El Dorado County Emergency Services Authority

### JPA Emergency Medical Services Operations Committee (EMSOC) Meeting

Wednesday, August 21, 2024 – 10:00 a.m.

Diamond Springs-El Dorado Fire Protection District. Fire Station 49  
501 Pleasant Valley Rd. Diamond Springs, CA

### AGENDA

Item	Presenter
<b>PLEDGE OF ALLEGIANCE</b>	Hall
<b>1. APPROVAL OF AGENDA</b>	Hall
<b>2. PUBLIC COMMENTS</b> <i>Public comments will be received on each agenda item as it is called. The public may address matters not on the agenda at this time.</i>	Hall
<b>3. APPROVAL OF MEETING MINUTES: 6.19.2024, 7.17.2024</b>	
<b>4. DISCUSSION/ REPORT TOPICS</b> 4.1 Introduction of New EMS Manager 4.1.1 Hope Youngblood 4.2 Cal Fire ECC Report 4.2.1 System Status Update 4.3 Training Update 4.3.1 EMT & MICN Ride-alongs/Paramedic Internships 4.3.2 AHA Training Site 4.4 MedPro Bio- Waste Disposal Service 4.4.1 Issues: 4.4.1.1 Billing 4.4.1.2 Delivery of Bins 4.4.1.3 Collection of Bins 4.5 Equipment Upgrades/Service 4.5.1 LUCAS Device PM Contract Renewals 4.6 EMS Recognition Awards 4.6.1 JPA will be presenting Special Commendation Awards (Certificates) for Agency nominated personnel with Challenge Coin. This will be done at each Agencies BOD Meeting. Rescue FD scheduled for 9.11.2024. 4.7 IFT Discussion 4.7.1 Private ambulance C2 Transports to SNFs  <b>ACTION:</b> Receive and file reports.	Shuler Sugiyama
<b>5. RESPONSE REPORTS:</b> <b>5.1 July 2024</b> <b>5.1.1</b> Incident Summary Report <b>5.1.2</b> Mutual Aid	Sugiyama

<p>5.1.3 APOT  5.1.4 IFT/Medical Transport  <b>ACTION:</b> Receive and file July 2024 Response Reports</p>	
<p><b>6. Committee Reports</b>  <b>6.1 Ambulance Spec Committee</b>  <b>6.1.1 2024 Ambulance Purchase RFP</b>  6.1.1.1 RFP was posted 6.21.2024  6.1.1.2 Close 8.19.2024  6.1.1.3 BID Opening 8.20.2024  6.1.1.4 Ask for one or two Members of EMSOC to participate in the scoring of RFP Submissions.  <b>6.1.2 Arrow Manufacturing</b>  6.1.2.1 Two Ambulances were received.  6.1.2.1.1 Brief delay from Auditors Office to pay Arrow Invoice(s) for two ambulances.  6.1.2.1.2 Currently waiting to receive ownership paperwork (MSO) from Arrow.  6.1.2.2 Ambulance Replacement Score Sheet  6.1.2.2.1 Drafting Ambulance Replacement Score Sheet  6.1.2.3 New Ambulances  6.1.2.3.1 New ambulances are currently estimated to be 30 - 60 Days out from completion.  6.1.2.3.2 Minor delays from Stryker for Loading system and possible delay acquiring mounted radios  <b>6.2 CQI Committee</b>  6.2.1 Next meeting scheduled for September 4, 2024  6.2.1.1.1 Imagetrend  6.2.1.1.1.1 Exception Report Project  6.2.1.1.2 OneDose  6.2.1.1.3 Marshall Hospital CQI  <b>6.3 Supply Committee</b>  6.3.1 Next meeting scheduled for August 27, 2024  6.3.1.1.1 Review of inventory software  6.3.1.1.1.1 Fleetio  6.3.1.1.1.1.1 Working on implementation with Stretch Fab and EDHs.  6.3.1.1.1.1.2 Begin training Early Sept. 2024  6.3.1.1.1.1.3 Implementation Oct. 2024  6.3.1.1.1.2 Operative IQ  6.3.1.1.1.2.1 Life Assist will cover cost for 16 Medic Units  6.3.1.1.1.2.2 Implementation tentative start December 2024/January 2025  <b>6.4 LEMSA CQI Committee</b>  6.4.1 Next Meeting: TBA  <b>6.5 LEMSA MAC Committee</b>  6.5.1 Next Meeting: TBA</p>	Hall
<p><b>7. Standing Items</b>  7.1 Upcoming Events  7.1.1 EMS World Sept. 9<sup>th</sup> – 13<sup>th</sup> – Las Vegas</p>	Sugiyama

7.1.2 California Ambulance Association – Sept. 20 -24 – Lake Tahoe	
<b>8. Good and Welfare</b>	Hall
<b>9. Adjournment</b>	Hall

**\*Next Meeting ~ September 18, 2024**



## El Dorado County Emergency Services Authority

### JPA Emergency Medical Services Operations Committee (EMSOC) Meeting

Wednesday, June 19th, 2024, 2024 – 9:00 a.m.  
Diamond Springs-El Dorado Fire Protection District Fire Station 49  
501 Pleasant Valley Rd. Diamond Springs, CA

### MINUTES

**Called to Order: 9:20**

#### **EMSOC Committee Members:**

- |  |   |
|--|---|
| <input type="checkbox"/> CAL FIRE Cameron Park, Assistant Chief Dusty Martin                     | <input checked="" type="checkbox"/> CAL FIRE Cameron Park, Battalion Chief Kalan Richards |
| <input type="checkbox"/> El Dorado County Fire, Division Chief Steve Adams,                      | <input type="checkbox"/> Diamond Springs Fire, Battalion Chief Jack Daniels               |
| <b>Vice Chair</b>  |   |
| <input checked="" type="checkbox"/> El Dorado Hills Fire, Deputy Chief Dustin Hall, <b>Chair</b> | <input type="checkbox"/> El Dorado County Fire, Chief Tim Cordero                         |
| <input type="checkbox"/> Georgetown Fire, Chief Glenn Brown                                      | <input type="checkbox"/> El Dorado Hills Fire, Chief Maurice “Mo” Johnson                 |

#### **Guests:**

None

#### **Other Attendees:**

Executive Director Bill Sugiyama, EDC ESA  
Administrative Coordinator Sarah David, EDC ESA  
Guy Valente, LEMSA

### **1. APPROVAL OF AGENDA**

**ACTION:** No quorum for action, discussion only.

### **2. PUBLIC COMMENTS**

*Public comments will be received on each agenda item as it is called. The public may address matters not on the agenda at this time.*

- None

### **3. APPROVAL OF MEETING MINUTES: N/A**

### **4. DISCUSSION/ REPORT TOPICS**

- 4.1 Cal Fire ECC Report
  - 4.1.1 System Status Update
- 4.2 Training Update
  - 4.2.1 EMT & MICN Ride-alongs/Paramedic Internships
    - College of the Siskiyous Affiliation Agreement
      - 4.2.1..1 Legal Review – No Issues
      - 4.2.1..2 Recommend approval at June 26<sup>th</sup> JPA BOD
  - 4.2.2 AHA Training Site
    - Working with El Dorado Hills Training Center
  - 4.2.3 Brown Act Training – 9:00 AM – 11:00 AM



## El Dorado County Emergency Services Authority

---

- June 12<sup>th</sup> – Brown Act Training - Past
  - June 25<sup>th</sup> – Ethics and Conflict Training
  - June 28<sup>th</sup> – Brown Act Training
- 4.3 MedPro Bio- Waste Disposal Service
- 4.3.1 Issues:
- Billing
  - Delivery of Bins
  - Collection of Bins
- 4.4 Equipment Upgrades/Service
- 4.4.1 Battery Equipment Issues
- 4.4.2 Back Boards
- 4.5 Mashall Hospital Exercise – Michael Sumersille
- 4.5.1 Friday June 21<sup>st</sup>, 2024
- 4.5.2 11:30 AM – 1:00 PM
- 4.5.3 One Medic Unit is requested to participate
- 4.6 EMS Recognition Awards
- 4.6.1 JPA will be presenting Special Commendation Awards (Certificates) for Agency nominated personnel with Challenge Coin. This will be done at each Agencies BOD Meeting during June and July.
- 4.7 Tiered Dispatching
- 4.7.1 Current status
- 4.7.2 Goals
- *Workgroup began today June 19<sup>th</sup>. This will be an ongoing workgroup with the goal of creating a tiered dispatch system. Chief Hall will be leading this workgroup and will be the person to contact if any questions arise.*

**ACTION:** Receive and file reports. No quorum for action, discussion only.

### 5. RESPONSE REPORTS:

#### 5.1 May 2024

- 5.1.1 Incident Summary Report
- 5.1.2 Mutual Aid
- 5.1.3 APOT
- *Discussion of locking the time on reports in attempt to get more accurate data.*

5.1.4 IFT/Medical Transport Pilot Report – Finalized

  - *Having a meeting next week on June 27<sup>th</sup> to discuss exception reporting.*

**ACTION:** Receive and file May 2024 Response Reports. No quorum for action, discussion only.

### 6. Committee Reports

#### 6.1 Ambulance Spec Committee

- 6.1.1 2023 Ambulance Purchase RFP
- Approved by JPA Board to move forward and open RFP.
- 6.1.2 Arrow Manufacturing
- Still on track to meet July 2024 delivery date.
- 6.1.2..1 Photos Appendix A



## El Dorado County Emergency Services Authority

- The current contract for re – mounting services is valid until 9/2025.
- 6.1.2..1 Recommend EMSOC select re – mount eligible Medic Units to be sent back to Arrow once new ambulances are received in July, if possible.
- 6.1.2..2 Remounts currently have an 8 – 10-month timeline and Arrow has “chalked” two chassis for our use if we wish to proceed.
- 6.1.3 Recommendation to JPA BOD at June 26<sup>th</sup> Meeting
  - Funds for 9<sup>th</sup> Medic Unit
  - 6.1.3..1 Seek consideration to recommend to the Finance Committee that a portion of the funds be reallocated for the purchase of New Ambulance(s).
  - 6.1.3..2 Chief Hall and Chief Brown advised that the recommendation for the reallocation of the Funds should go directly to the JPA Board of Directors, not to the Finance Committee, for approval, since it was previously approved by the JPA Board of Directors. ED Sugiyama will add the request to the next JPA Board of Directors meeting agenda.
- 6.2 CQI Committee
  - 6.2.1 Next meeting scheduled for July 3, 2024
    - 6.2.1..1 Imagetrend
      - 6.2.1..1.1 Exception Report Project
    - 6.2.1..2 Handtevy and OneDose
      - 6.2.1..2.1 Met with LEMSA – OneDose is the product they have chosen for implementation. They will provide us with updates.
- 6.3 Supply Committee
  - 6.3.1 Next meeting scheduled for June 24, 2024
    - 6.3.1..1 Review of inventory software
      - 6.3.1..1.1 Fleetio
        - 6.3.1..1.1.1 Working on implementation with Stretch Fab and EDHs.
      - 6.3.1..1.2 Operative IQ
        - 6.3.1..1.2.1 Life Assist will cover cost for 16 Medic Units
- 6.4 LEMSA CQI Committee
  - 6.4.1 Next Meeting: TBA
- 6.5 LEMSA MAC Committee
  - 6.5.1 Next Meeting: TBA
  - *LEMSA CQI and MAC will be on September 11<sup>th</sup>, 2024*
- 7. Standing Items**
  - 7.1 Upcoming Events
    - 7.1.1 Pinnacle EMS Conference August 12<sup>th</sup> – 16<sup>th</sup> - Marco Island
    - 7.1.2 EMS World Sept. 9<sup>th</sup> – 13<sup>th</sup> – Las Vegas
- 8. Good and Welfare**
  - CAL Fire:** *No Report.*
  - EDH Fire:** *Hiring 5 new single role medics.*
  - JPA:** *ED Sugiyama will be on vacation July 8<sup>th</sup>-12<sup>th</sup>. Interviews are scheduled on July 1<sup>st</sup> for the EMS Manager.*
- 9. Adjournment 10:46am**

**~Next Meeting July 17<sup>th</sup>, 2024~**



# El Dorado County Emergency Services Authority

## JPA Emergency Medical Services Operations Committee (EMSOC)

**Meeting** Wednesday, July 17th, 2024, 2024 – 10:00 a.m.

Diamond Springs-El Dorado Fire Protection District Fire Station 49  
501 Pleasant Valley Rd. Diamond Springs, CA

### MINUTES

**Called to Order: 10:06**

#### **EMSOC Committee Members:**

- |  |  |
|--|--|
| <input type="checkbox"/> CAL FIRE Cameron Park, Assistant Chief Dusty Martin           | <input type="checkbox"/> CAL FIRE Cameron Park, Battalion Chief Kalan Richards         |
| <input checked="" type="checkbox"/> El Dorado County Fire, Division Chief Steve Adams, | <input checked="" type="checkbox"/> Diamond Springs Fire, Battalion Chief Jack Daniels |
- Vice Chair**
- |   |   |
|---|---|
| <input type="checkbox"/> El Dorado Hills Fire, Deputy Chief Dustin Hall, <b>Chair</b> | <input type="checkbox"/> El Dorado County Fire, Chief Tim Cordero         |
| <input checked="" type="checkbox"/> Georgetown Fire, Chief Glenn Brown                | <input type="checkbox"/> El Dorado Hills Fire, Chief Maurice "Mo" Johnson |

#### **Guests:**

None

#### **Other Attendees:**

Executive Director Bill Sugiyama, EDC ESA  
Administrative Coordinator Sarah David, EDC ESA  
Wendy Reagan, Marshall Medical Center  
Guy Valente  
Schuler

#### **1. APPROVAL OF AGENDA**

- *Request to correct error on 6.1.2.1 date change from 6.15.2024 to 7.15.2024.*
- *Request to move topic 6.2.1.1 Imagetrend to before topic 4.2 Training Update.*

**ACTION:** Chief Brown motioned to approve the agenda with the requested modification, Chief Daniels seconded the motion which approved unanimously.

#### **2. PUBLIC COMMENTS**

*Public comments will be received on each agenda item as it is called. The public may address matters not on the agenda at this time.*

- **None**

#### **3. APPROVAL OF MEETING MINUTES: N/A**

#### **4. DISCUSSION/ REPORT TOPICS**

##### 4.1 Cal Fire ECC Report

- *No report*
  - 4.1.1 System Status Update
- *6.2.1.1 Imagetrend: Marshall Medical Center (MMC) asked to change Imagetrend to be able to automatically check that the trauma team was alerted for billing purposes. LEMSA made it*



## El Dorado County Emergency Services Authority

---

*known that this cannot be done automatically due to it being a performance measure, but it can be made to be a required field so that the crew does have to check the box before moving on.*

### 4.2 Training Update

#### 4.2.1 EMT & MICN Ride-alongs/Paramedic Internships

##### 4.2.1.1 College of the Siskiyous Affiliation Agreement

##### 4.2.1.2 Signed and sent back to review

- *Agreement has been signed and returned. Executive Director Sugiyama reiterated that this is not a requirement from the agencies to take these students but is encouraged.*

#### 4.2.2 AHA Training Site

- *Working with EDH Fire's training program to put on AHA courses that are open to all staff to attend.*

#### 4.2.3 Brown Act Training

- *Completed*

### 4.3 MedPro Bio- Waste Disposal Service

#### 4.3.1 Issues:

- *Billing*
- *Delivery of Bins*
- *Collection of Bins*
- *No issues reported*

### 4.4 Equipment Upgrades/Service

#### 4.4.1 Back Boards

- *Ambulances and Engines are experiencing equipment supply issues with backboard availability.*
- *Most likely cause are patients transports by air ambulance to Placer County Hospitals that our crews rarely transport to, causing issues with restock.*
- *ED Sugiyama has purchased a limited supply of backboards and will store them at the JPA for use.*
- *The New EMS Manager will be charged with equipment pick up from our receiving hospitals.*

### 4.5 EMS Recognition Awards

#### 4.5.1 JPA will be presenting Special Commendation Awards (Certificates) for Agency nominated personnel with Challenge Coin. This will be done at each Agencies BOD Meeting during June and July.

### 4.6 Tiered Dispatching

#### 4.6.1 Current status

#### 4.6.2 Goals

- *The workgroup is currently working on the timeline of implementing the determinant codes that have been established. In the next meeting for this group the timeline will be established and determinant codes will be approved. Steps after that will be looking at data feedback and pre-alerts.*

### 4.7 New EMS Manager has been hired

#### 4.7.1 Start Date 8.12.2024





## El Dorado County Emergency Services Authority

- 
- *Executive Director Sugiyama announced that Hope Youngblood will be the new EMS Manager.*

**ACTION:** Chief Daniels motioned to receive and file the reports. Chief Brown seconded the motion which carried unanimously.

### 5. RESPONSE REPORTS:

#### 5.1 June 2024

- 5.1.1 Incident Summary Report
- 5.1.2 Mutual Aid
- 5.1.3 APOT
- 5.1.4 IFT/Medical Transport Pilot Report – Finalized

**ACTION:** Chief Daniel motioned to receive and file June 2024 Response Reports. Chief Brown seconded the motion which was carried unanimously.

- *Chief Brown left the meeting a 10:59am. The EMSOC meeting at this point no longer has a quorum.*

### 6. Committee Reports

#### 6.1 Ambulance Spec Committee

- 6.1.1 2024 Ambulance Purchase RFP
  - RFP was posted 6.21.2024
  - Close 8.19.2024
  - BID Opening 8.20.2024
- 6.1.2 Arrow Manufacturing
  - Two Ambulances will be delivered the week of 7.15.2024.
  - The current contract for re – mounting services is valid until 9/2025.
  - 6.1.2..1 Recommend EMSOC select re – mount eligible Medic Units to be sent back to Arrow once new ambulances are received in July, if possible.
  - 6.1.2..2 Remounts currently have an 8 – 10-month timeline and Arrow has “chalked” two chassis for our use if we wish to proceed.
  - JPA BOD Approved \$1,000,000 Fund Reallocation for the purchase of up to two (2) ambulances.
  - 6.1.2..1 Arrow Manufacturing has two “New” Ambulances available for purchase. Configurations are similar to our current front-line units.
  - 6.1.2..2 If purchased the estimated delivery time is 30 – 60 days.
  - 6.1.2..3 See Appendix A

#### 6.2 CQI Committee

##### 6.2.1 Next meeting scheduled for August 7, 2024

###### 6.2.1..1 Imagetrend

- *Discussed during topic 4.1.*

###### 6.2.1..1.1 Exception Report Project

###### 6.2.1..2 Handtevy and OneDose

###### 6.2.1..2.1 Met with LEMSA – OneDose is the product they have chosen for implementation. They will provide us with updates.



## El Dorado County Emergency Services Authority

- 
- *No update on OneDose at this time from the LEMSA.*
- 6.3 Supply Committee
- 6.3.1 Next meeting scheduled for August 26, 2024
    - 6.3.1..1 Review of inventory software
      - 6.3.1..1.1 Fleetio
- *Executive Director Sugiyama has a goal of having Fleetio implemented across all agencies by October 2024.*
    - 6.3.1..1.1.1 Working on implementation with Stretch Fab and EDHs.
    - 6.3.1..1.2 Operative IQ
      - 6.3.1..1.2.1 Life Assist will cover cost for 16 Medic Units
- 6.4 LEMSA CQI Committee
- 6.4.1 Next Meeting: September 11<sup>th</sup>, 2024
- 6.5 LEMSA MAC Committee
- 6.5.1 Next Meeting: September 11<sup>th</sup>, 2024
7. **Standing Items**
- 7.1 Upcoming Events
    - 7.1.1 Pinnacle EMS Conference August 12<sup>th</sup> – 16<sup>th</sup> - Marco Island
    - 7.1.2 EMS World Sept. 9<sup>th</sup> – 13<sup>th</sup> – Las Vegas
8. **Good and Welfare**
- CalFire:** *No Report*
- EDC:** *No Report*
- EDH:** *Absent*
- GEO:** *Absent*
- DS:** *No Report*
- MMC:** *No Report*
- JPA:** *Stryker is sending out contracts for Lucas devices. JPA will be sending out the contracts for each of the agencies.*
9. **Adjournment 11:24am**

~Next Meeting August 21st, 2024~

## JPA System Status Management Trial

January 2023 – July 2024

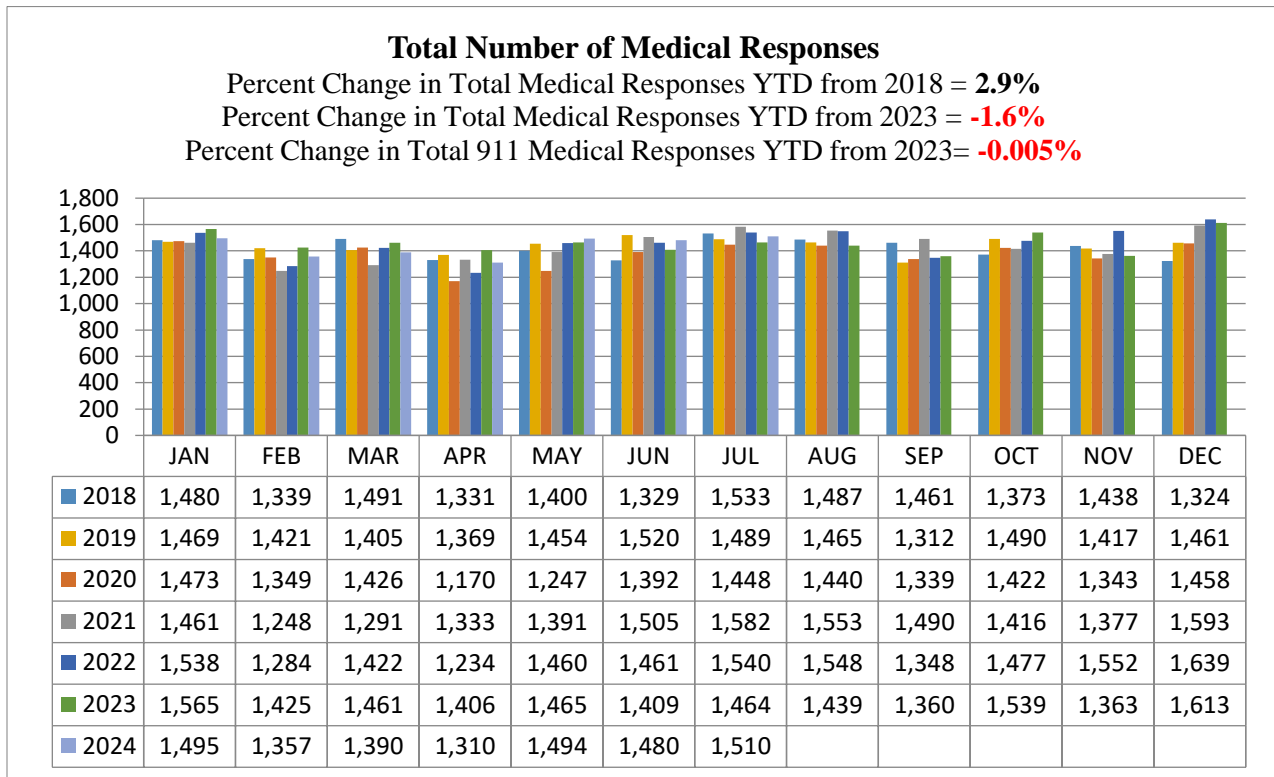
(\*M49 in service on 3/15/23)

EMSOC Trial 6:

<b>LEVEL 0</b>									
<b>LEVEL 1</b>	CORE 25/49								
<b>LEVEL 2</b>	WEST 86/28	CORE 25/49							
<b>LEVEL 3</b>	WEST 86/28	CORE 25/49	ST 21						
<b>LEVEL 4</b>	WEST 86/28	CORE/WEST	CORE 25/49	ST 21					
<b>LEVEL 5</b>	WEST 86/28	CORE/WEST	ST 61/74	CORE 25/49	ST 21				
<b>LEVEL 6</b>	WEST 86/28	CORE/WEST	ST 61/74	CORE 25/49	CORE/WEST	ST 21	*ST 17 AND ST 19*		
<b>LEVEL 7</b>	ST 85	WEST 86/28	ST 61/74	ST 49	ST 25	ST 17	ST 19		
<b>LEVEL 8</b>	ST 85	STA 86	ST 28	ST 61	ST 49	ST 25	ST 17	ST 19	

LEVEL 6 - If both medic 17 and 19 are in quarters, then a move up to Station 21 is not needed

July 2024 Incident Summary Report	
Total Number of Ambulance Responses to Date 2024	13,088
Total Number of Medical Responses to Date 2024	10,036



**Exception Reports by Response Area**

	Generated	Received from Providers	Submitted to EMSA
Urban	10	5	1
Semi-Rural	36	25	24
Rural	21	13	13
Wilderness	N/A	N/A	N/A

**Response Times**

	Before Exception Waivers	With Exception Waivers
Urban	95.22%	95.56%
Semi-Rural	93.26%	98.83%
Rural	90.11%	97.25%
Wilderness	100.00%	100.00%

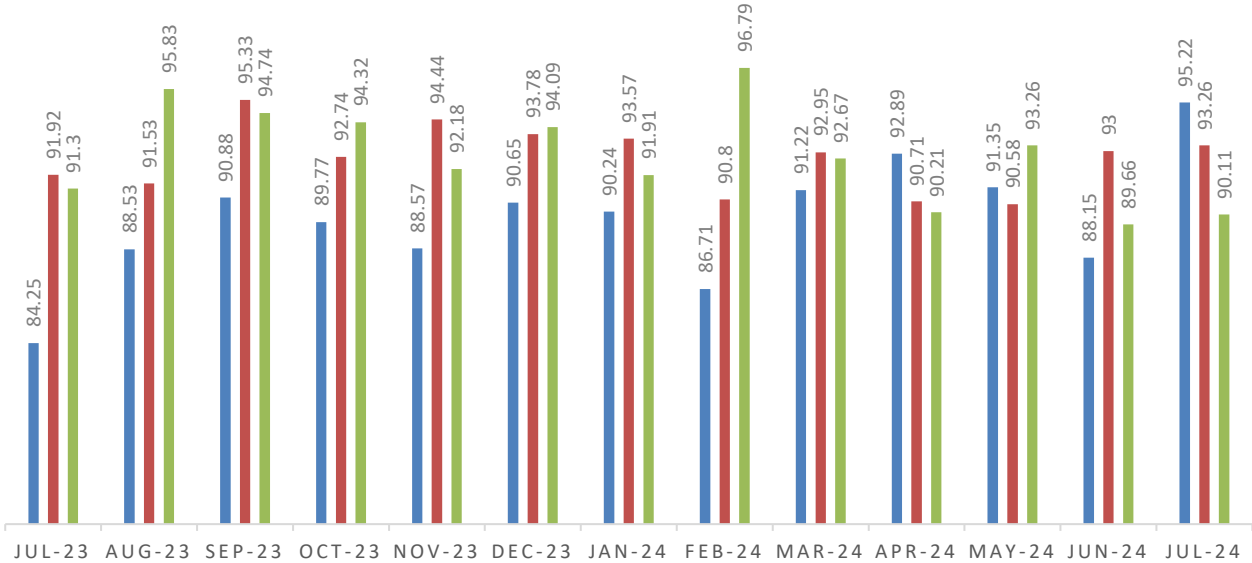
**July 2024 Incident Summary Report**

Exception Reports by Area and Reason

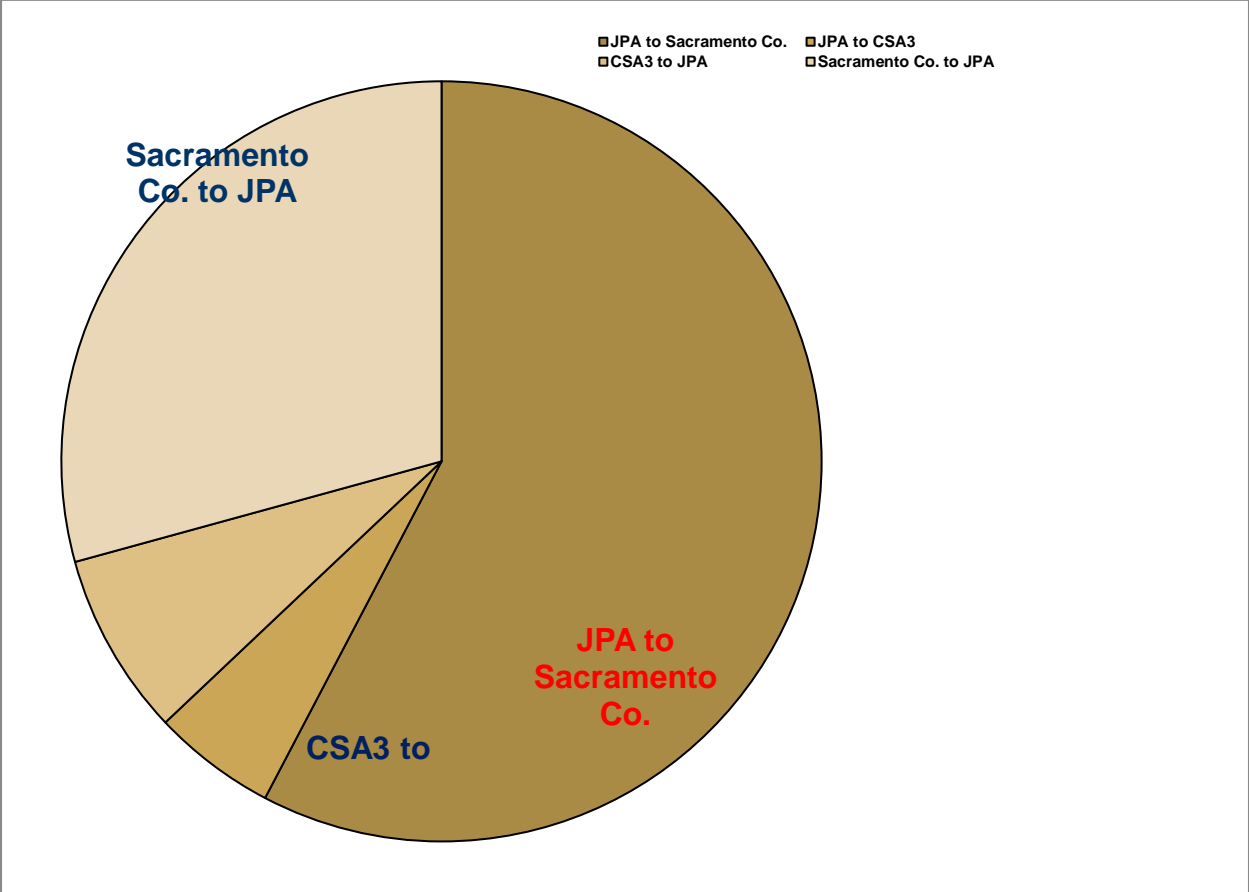
North	July	June	May	Reason for Exception Report	Urban	Semi-Rural	Rural
51 Garden Valley	4	3	9	<b>County Approved Exceptions:</b>			
52 Kelsey				Disaster & Mutual Aid Situation			
53 Greenwood				Adtl units rspd to MCI req >2 ambulances			
61 Georgetown	2	4	2	Incorrect or Inaccurate dispatch info (Addr issue)			
63 Volcanoville				Material change in dispatch location			
64 Greenwood	1	1	1	Unavoidable comms failure (MDT, QuickCall)		1	
65 Quintette		1		Inability to locate address/No visible address			
72 Cool	5	6	5	Inability to locate patient: Pt. left scene			
73 Pilot Hill	5	2		Extraordinary adverse traffic conditions			
74 Coloma	4	5	4	Road construction and/or closure		1	
75 Mosquito	6	4	7	Off-paved road locations			1
<b>TOTAL</b>	<b>27</b>	<b>26</b>	<b>28</b>	Severe weather conditions (dense fog, snow, ice)			
				Attributable to County (Inventory audit)			
<b>Core</b>	<b>July</b>	<b>June</b>	<b>May</b>	Geographic location (Extreme remote location)	1	21	11
25 Placerville	3	9	13	Limited or Controlled access to patient location			
26 Placerville			1	Dispatched C-2 or reduced enroute to C-2			
27 Gold Hill		1	1	Staging required until scene is secured by LE			1
28 Shingle Springs	1	3	3	Temp Out of Service Mechanical			
44 Logtown	3	2	1				
46 El Dorado	1			<b>Additional Exceptions: Not Approved by County</b>			
48 Diamond			1	Responding from Quarters outside first-in	3	18	10
49 Diamond	1	1	2	On a Move-Up/Cover Assignment		1	
<b>TOTAL</b>	<b>9</b>	<b>16</b>	<b>22</b>	Respond with no delay/ Due to distance		2	
				Dispatched while returning to quarters			
<b>East</b>	<b>July</b>	<b>June</b>	<b>May</b>	Responding from Hospital			
17 Pollock	6	1	5	Crew failed to hit on scene button		1	
18 Sierra Springs	2	6	1	Shift Change			
21 Camino	2	4	7	Training	1		
26 Placerville							
<b>TOTAL</b>	<b>10</b>	<b>11</b>	<b>13</b>				
<b>West</b>	<b>July</b>	<b>June</b>	<b>May</b>				
47 Sleepy Hollow	1	1					
81 Rescue	2	3	1				
83 Rescue			2				
84 EDH	3	3	3				
85 EDH	1	4	1				
86 EDH	2	2	3				
87 EDH							
88 Cameron Park	2	3	7				
89 Cameron Park	2	3	3				
91 Latrobe							
<b>TOTAL</b>	<b>13</b>	<b>19</b>	<b>20</b>				
<b>South</b>	<b>July</b>	<b>June</b>	<b>May</b>				
19 Pleasant Valley	1		1				
23 Pleasant Valley	2	1	4				
32 Somerset	1		2				
34 Mt. Aukum							
35 Grizzly Flat		2					
37 Omo Ranch	1	1	1				
38 Fairplay	3	2					
38 Mt. Aukum							
<b>TOTAL</b>	<b>8</b>	<b>6</b>	<b>8</b>				

# TWELVE MONTH RESPONSE TIME COMPLIANCE BEFORE EXEMPTIONS

■ URBAN ■ SEMI-RURAL ■ RURAL



MEDICAL CALLS														
	FYTD Totals	7/24	6/24	5/24	4/24	3/24	2/24	1/24	12/23	11/23	10/23	9/23	8/23	7/23
JPA to Sacramento Co.	274	26	15	23	24	23	27	20	34	28	18	13	16	7
JPA to CSA3	25	11	0	2	5	1	1	2	0	0	3	0	0	0
CSA3 to JPA	37	10	1	2	1	2	4	3	2	0	2	2	4	4
Sacramento Co. to JPA	139	8	13	12	6	4	4	11	17	22	11	9	15	7



	Total Response	Fires	IFT/Med Transports	Medical	Haz-Mat	Move-Ups	Other
January 2023	2171	40	28	1537	10	54	12
February 2023	1955	31	26	1399	4	480	15
March 2023	1837	38	38	1423	6	320	12
April 2023	1741	24	29	1377	1	305	5
May 2023	1822	23	19	1446	2	312	20
June 2023	1745	43	31	1378	0	279	14
July 2023	1884	61	31	1433	0	335	24
August 2023	1842	56	20	1419	3	336	8
September 2023	1698	34	26	1334	2	288	14
October 2023	2017	45	34	1505	1	415	17
November 2023	1727	34	19	1344	1	310	19
December 2023	2072	30	34	1579	7	411	11
<b>TOTAL</b>	<b>22511</b>	<b>459</b>	<b>335</b>	<b>17174</b>	<b>37</b>	<b>3845</b>	<b>171</b>
	Total Response	Fires	IFT/Med Transports	Medical	Haz-Mat	Move-Ups	Other
January 2024	1888	31	29	1466	1	353	8
February 2024	1767	20	25	1332	6	371	10
March 2024	1818	10	32	1358	1	391	13
April 2024	1770	18	27	1283	3	430	9
May 2024	1962	44	20	1474	2	409	13
June 2024	1971	36	20	1460	2	437	8
July 2024	1912	66	26	1484	2	325	9

\*\*Other\*\* call types for the week of 5/14-5/20 included 11 entries for OAM for EDC Fire Medic Units.



Total Response by Medic Unit (includes Move-Ups)								
	M17	M19	M25	M28	M49	M61	M85	M89/86
January 2023	249	298	342	375	0	239	321	309
February 2023	203	274	318	341	0	236	280	273
March 2023	177	230	311	301	116	172	256	253
April 2023	168	189	292	216	261	137	242	223
May 2023	125	205	305	241	264	149	281	236
June 2023	181	200	283	220	252	156	231	199
July 2023	212	219	294	248	259	161	243	234
August 2023	190	195	297	235	276	135	255	237
September 2023	183	178	284	226	232	126	237	221
October 2023	238	244	341	258	277	159	258	229
November 2023	188	207	259	225	255	129	237	203
December 2023	231	211	337	269	295	199	255	249
January 2024	205	208	347	237	279	167	237	192
February 2024	227	201	297	231	252	151	202	194
March 2024	214	218	309	260	267	133	224	173
April 2024	221	217	276	259	253	147	209	177
May 2024	237	234	296	264	281	180	228	226
June 2024	250	243	304	273	269	153	250	211
July 2024	220	196	318	281	280	155	225	212
Total Incident Response by Medic Unit								
	M17	M19	M25	M28	M49	M61	M85	M89/86
January 2023	176	156	300	276	0	120	274	290
February 2023	166	147	280	263	0	131	217	246
March 2023	146	135	281	239	98	125	234	238
April 2023	152	94	272	170	213	89	222	212
May 2023	116	104	276	196	215	107	262	222
June 2023	140	106	264	185	221	115	223	190
July 2023	140	124	271	203	229	129	221	220
August 2023	120	108	275	180	233	102	243	224
September 2023	121	94	260	202	200	93	219	210
October 2023	132	130	309	208	237	115	235	225
November 2023	115	111	237	190	233	102	221	193
December 2023	140	104	302	227	254	129	242	242
January 2024	112	105	311	204	257	121	223	188
February 2024	129	86	269	191	218	108	193	191
March 2024	117	108	287	218	227	86	205	168
April 2024	114	97	242	210	217	98	183	171
May 2024	137	116	270	217	244	118	226	223
June 2024	138	115	274	231	231	102	225	202
July 2024	134	107	284	241	259	119	217	204

Total Medical Response by Medic Unit								
	M17	M19	M25	M28	M49	M61	M85	M86
January 2023	167	147	288	270	0	108	270	281
February 2023	160	140	275	254	0	119	216	236
March 2023	140	131	270	232	94	112	229	233
April 2023	149	93	266	166	211	82	221	206
May 2023	112	99	265	188	213	99	262	216
June 2023	135	104	254	180	209	106	215	185
July 2023	135	109	258	191	222	114	212	211
August 2023	117	99	260	173	230	92	232	217
September 2023	113	92	253	199	192	85	210	205
October 2023	127	127	282	196	229	115	229	220
November 2023	111	105	215	177	220	92	218	184
December 2023	133	99	278	221	242	113	236	238
January 2024	108	102	303	201	253	109	219	186
February 2024	123	83	261	188	214	100	190	187
March 2024	116	102	274	214	222	82	200	164
April 2024	110	94	224	204	210	85	179	169
May 2024	130	112	268	209	235	106	211	209
June 2024	134	110	269	221	226	92	220	194
July 2024	126	101	276	230	248	111	205	194
Total Transport Response by Medic Unit								
	M17	M19	M25	M28	M49	M61	M85	M86
January 2023	101	94	186	168	0	67	152	172
February 2023	107	90	179	166	0	72	136	165
March 2023	100	77	189	139	66	60	149	159
April 2023	94	63	187	119	144	62	152	143
May 2023	80	60	191	130	155	65	159	154
June 2023	97	57	181	131	144	61	145	128
July 2023	92	76	181	139	159	71	133	145
August 2023	87	62	189	117	143	55	162	142
September 2023	83	56	182	122	135	50	128	136
October 2023	85	90	213	139	158	70	130	161
November 2023	89	68	162	141	172	44	139	126
December 2023	92	75	225	164	188	66	141	152
January 2024	77	69	223	158	192	69	126	129
February 2024	80	65	218	143	165	65	127	129
March 2024	82	77	214	156	174	55	124	132
April 2024	80	74	196	157	162	54	135	121
May 2024	89	75	202	149	178	69	145	140
June 2024	99	74	202	152	164	49	148	135
July 2024	89	72	198	171	187	61	139	130

% of Total Response	7/23	8/23	9/23	10/23	11/23	12/23	1/24	2/24	3/24	4/24	5/24	6/24	7/24
M17	11.3%	10.3%	10.8%	11.8%	10.9%	11.1%	10.9%	12.8%	11.8%	12.5%	12.1%	12.7%	11.5%
M19	11.6%	10.6%	10.5%	12.1%	11.9%	10.2%	11.0%	11.4%	12.0%	12.3%	11.9%	12.3%	10.3%
M25	15.6%	16.1%	16.7%	16.9%	14.9%	16.3%	18.4%	16.8%	17.0%	15.6%	15.1%	15.4%	16.6%
M28	13.2%	12.8%	13.3%	12.8%	13.0%	13.0%	12.6%	13.1%	14.3%	14.6%	13.5%	13.9%	14.7%
M49	13.8%	15.0%	13.7%	13.7%	14.7%	14.2%	14.8%	14.3%	14.7%	14.3%	14.3%	13.6%	14.6%
M61	8.6%	7.3%	7.4%	7.9%	7.5%	9.6%	8.8%	8.5%	7.3%	8.3%	9.0%	7.8%	8.1%
M85	12.9%	13.8%	14.0%	12.8%	13.7%	12.3%	12.6%	11.4%	12.3%	11.8%	11.6%	12.7%	11.8%
M89/86	12.4%	12.9%	13.0%	11.4%	11.8%	12.0%	10.2%	11.0%	9.5%	10.0%	11.5%	10.7%	11.1%

% of Move-Ups	7/23	8/23	9/23	10/23	11/23	12/23	1/24	2/24	3/24	4/24	5/24	6/24	7/24
M17	21.5%	20.8%	21.5%	25.5%	23.5%	22.1%	26.3%	26.4%	24.8%	24.9%	24.4%	25.6%	26.5%
M19	28.4%	25.9%	29.2%	27.5%	31.0%	26.0%	29.2%	31.0%	28.1%	27.9%	28.9%	29.3%	27.3%
M25	6.9%	6.6%	8.3%	7.7%	7.1%	8.5%	10.1%	7.5%	6.9%	7.9%	6.3%	6.9%	10.5%
M28	13.4%	16.4%	8.3%	12.0%	11.2%	10.2%	9.3%	10.8%	10.7%	11.4%	11.5%	9.6%	12.3%
M49	9.0%	12.8%	11.1%	9.6%	7.1%	9.9%	6.2%	9.2%	10.2%	8.4%	9.0%	8.7%	6.5%
M61	9.6%	9.8%	11.5%	10.6%	11.0%	17.0%	13.0%	11.6%	12.0%	11.4%	15.2%	11.7%	11.1%
M85	6.6%	3.6%	6.3%	5.54%	5.2%	3.1%	4.0%	2.4%	4.6%	5.8%	2.4%	5.7%	2.46%
M89/86	4.2%	3.9%	3.8%	.96%	3.2%	1.7%	1.1%	0.08%	1.3%	1.4%	2.0%	2.1%	2.46%

% of Medical Calls	7/23	8/23	9/23	10/23	11/23	12/23	1/24	2/24	3/24	4/24	5/24	6/24	7/24
M17	9.4%	8.2%	8.4%	8.4%	8.2%	8.4%	7.2%	9.1%	8.4%	8.6%	8.6%	9.1%	8.3%
M19	7.2%	7.0%	6.9%	8.3%	7.8%	6.3%	7.0%	6.0%	7.3%	7.3%	7.4%	7.5%	6.7%
M25	17.1%	17.8%	17.6%	18.6%	16.0%	17.6%	20.0%	19.7%	19.7%	17.5%	17.5%	17.9%	18.8%
M28	13.1%	12.0%	14.8%	12.8%	13.2%	14.0%	13.6%	13.9%	15.4%	15.9%	14.2%	15%	15.2%
M49	15.2%	15.6%	14.0%	14.8%	16.4%	15.3%	16.6%	15.5%	16.0%	16.4%	15.7%	14.9%	16.4%
M61	7.9%	6.5%	6.4%	7.1%	6.8%	7.2%	7.4%	7.5%	6.0%	6.6%	7.1%	6.2%	7.3%
M85	14.8%	16.4%	15.7%	15.0%	16.2%	14.9%	14.9%	14.3%	14.4%	14.0%	14.3%	15.1%	13.6%
M89/86	14.5%	15.3%	15.4%	14.2%	13.7%	15.1%	12.6%	14.0%	11.8%	13.2%	14.2%	13.3%	12.8%

## IFT Transports

### Code 2 IFTs

Code 2	Total C2	CCT	In EDC	Out EDC	Out Sac/Placer
April	18		14	4	
May	9		6	2	
June	12		10	2	
July	10	2	8		

### Code 3 IFTs

Code 3	Total C3	CCT	Out EDC	Out Sac/Placer
April	7	6	6	
May	9	5	8	
June	8	1	7	
July	7	5	5	

### Behavioral Health Transfers

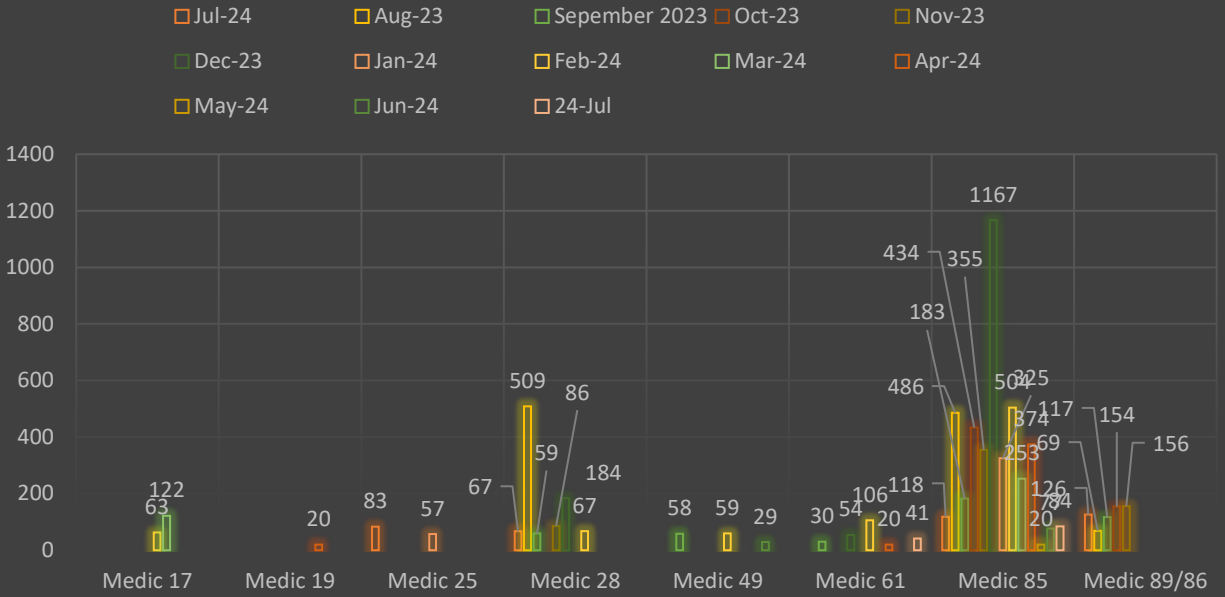
BHT	Total BH	Out EDC	Out Sac/Placer
April	12	1	
May	5		
June	7		
July	5		

Elite eldorado

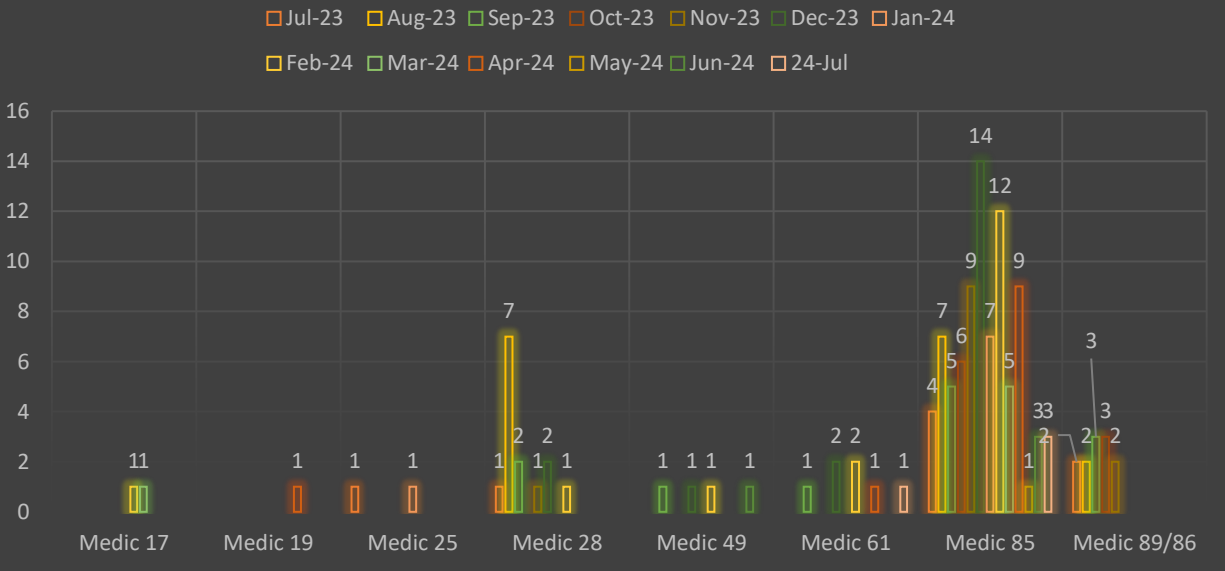
APOT over 20 min

Incident Date	Response Incident Number (eResponse.03)	Response EMS Unit Call Sign (eResponse.14)	Incident Patient Arrived At Destination To Destination Patient Transfer Of Care In Minutes	Incident Month Name	MU	TOTAL	MINS		
<b>Disposition Destination Name Delivered Transferred To (eDisposition.01): Kaiser Permanente, Roseville Medical Center</b>									
07/09/2024	2024019035	M61		41 July	M61	1	41		
07/12/2024	2024019485	M85		23 July	M85	3	84		
07/22/2024	2024020670	M85		37 July					
07/11/2024	2024019387	M85		24 July					
<b>Disposition Destination Name Delivered Transferred To (eDisposition.01): Marshall Medical Center</b>									
07/15/2024	2024019922	M28		32 July	M17	4	110		
07/03/2024	2024018250	M28		24 July	M25	9	259		
07/03/2024	2024018174	M49		31 July	M28	5	174		
07/12/2024	2024019502	M61		25 July	M49	9	330		
07/20/2024	2024020476	M61		37 July	M61	2	62		
07/18/2024	2024020193	M17		21 July					
07/09/2024	2024019051	M25		22 July					
07/08/2024	2024018918	M25		28 July					
07/24/2024	2024020945	M25		49 July					
07/06/2024	2024018738	M49		20 July					
07/30/2024	2024021554	M25		22 July					
07/10/2024	2024019232	M25		30 July					
07/30/2024	2024021572	M25		26 July					
07/20/2024	2024020427	M28		31 July					
07/24/2024	2024020917	M25		38 July					
07/12/2024	2024019520	M49		45 July					
07/14/2024	2024019697	M49		20 July					
07/10/2024	2024019236	M49		77 July					
07/18/2024	2024020188	M49		43 July					
07/09/2024	2024019050	M28		61 July					
07/28/2024	2024021344	M28		26 July					
07/31/2024	2024021710	M25		21 July					
07/24/2024	2024020916	M49		23 July					
07/16/2024	2024019958	M49		23 July					
07/24/2024	2024020948	M17		27 July					
07/21/2024	2024020590	M17		23 July					
07/16/2024	2024019991	M25		23 July					
07/20/2024	2024020422	M49		48 July					
07/10/2024	2024019244	M17		39 July					
<b>Disposition Destination Name Delivered Transferred To (eDisposition.01): Mercy Hospital of Folsom</b>									
07/21/2024	2024020568	M28		106 July	M17	1	21		
07/27/2024	2024021287	M85		51 July	M25	1	106		
07/30/2024	2024021565	M28		28 July	M28	8	324		
07/25/2024	2024021044	M28		28 July	M49	1	73		
07/29/2024	2024021430	M28		24 July	M85	36	1281		
07/10/2024	2024019290	M85		31 July					
07/03/2024	2024018298	M85		25 July					
07/08/2024	2024018930	M85		78 July					
07/16/2024	2024019944	M85		36 July					
07/18/2024	2024020194	M85		41 July					
07/24/2024	2024020964	M85		39 July					
07/05/2024	2024018569	M85		23 July					
07/03/2024	2024018192	M85		22 July					
07/14/2024	2024019719	M28		48 July					
07/03/2024	2024018237	M85		25 July					
07/23/2024	2024020839	M85		71 July					
07/14/2024	2024019716	M85		74 July					
07/25/2024	2024021057	M85		29 July					
07/30/2024	2024021517	M85		27 July					
07/06/2024	2024018782	M85		42 July					
07/09/2024	2024019158	M85		87 July					
07/13/2024	2024019661	M85		22 July					
07/23/2024	2024020812	M85		47 July					
07/28/2024	2024021398	M85		20 July					
07/10/2024	2024019189	M85		21 July					
07/10/2024	2024019264	M85		24 July					
07/12/2024	2024019524	M28		32 July					
07/23/2024	2024020739	M85		23 July					
07/29/2024	2024021416	M85		25 July					
07/02/2024	2024018084	M85		40 July					
07/31/2024	2024021725	M85		25 July					
07/03/2024	2024018298	M85		25 July					
07/18/2024	2024020186	M85		24 July					
07/09/2024	2024019023	M85		24 July					
07/25/2024	2024021032	M85		43 July					
07/05/2024	2024018540	M85		27 July					
07/08/2024	2024018966	M25		106 July					
07/23/2024	2024020734	M85		21 July					
07/30/2024	2024021555	M85		27 July					
07/23/2024	2024020766	M85		29 July					
07/05/2024	2024018512	M85		32 July					
07/03/2024	2024018257	M85		46 July					
07/09/2024	2024019181	M28		23 July					
07/16/2024	2024020026	M17		21 July					
07/16/2024	2024020045	M28		35 July					
07/27/2024	2024021284	M49		73 July					
07/11/2024	2024019335	M85		35 July					
<b>Disposition Destination Name Delivered Transferred To (eDisposition.01): Mercy San Juan Medical Center</b>									
07/09/2024	2024019058	M85		34 July	M85	1	34		
<b>Disposition Destination Name Delivered Transferred To (eDisposition.01): Sutter Medical Center - Sacramento</b>									
07/19/2024	2024020352	M85		23 July	M85	1	23		
<b>Report Filters</b>									
Incident Date: is between 7/1/2024 and 7/31/2024									
						82 APOT	2922 Min	36.6HRS	1.53 DAYS

## Kaiser Roseville Medical Center July 1, 2023-June 30, 2024 APOT Minutes by Medic Unit

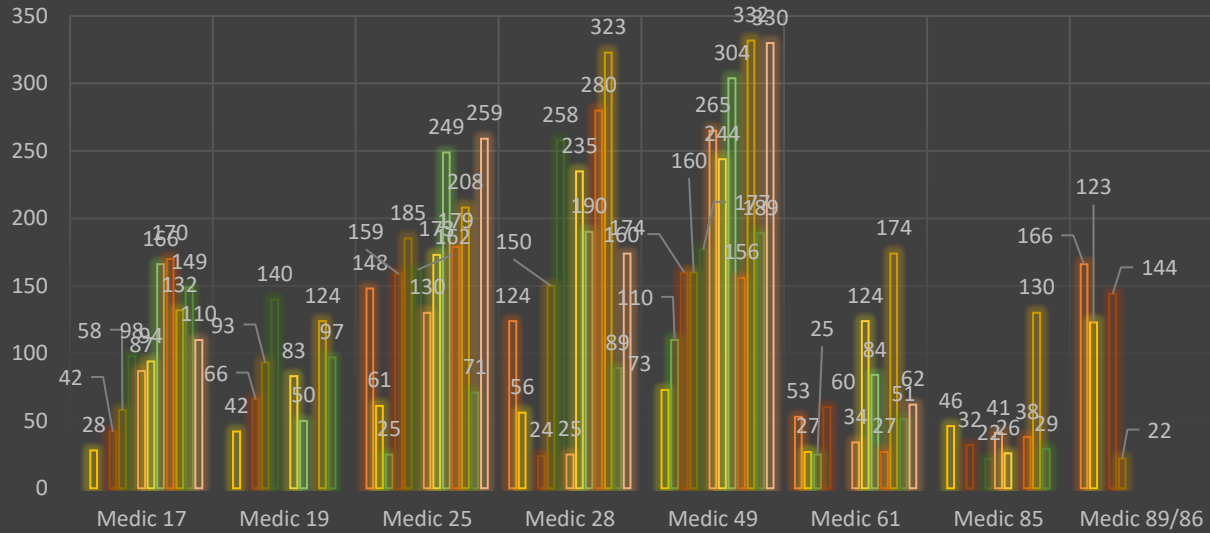


## Kaiser Roseville Medical Center July 1, 2023-June 30, 2024 APOT Incidents by Medic Unit



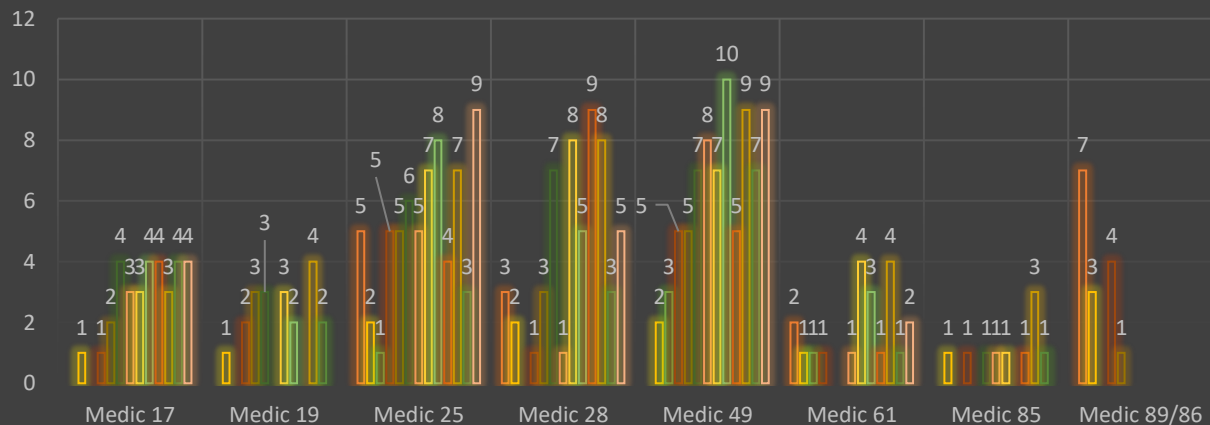
## Marshall Medical Center July 1, 2023-June 30, 2024 APOT Minutes by Medic Unit

■ Jul-23    ■ Aug-23    ■ Sep-23    ■ Oct-23    ■ Nov-23    ■ Dec-23    ■ Jan-24  
■ Feb-24    ■ Mar-24    ■ Apr-24    ■ May-24    ■ Jun-24    ■ 24-Jul



## Marshall Medical Center July 1, 2023-June 30, 2024 APOT Incidents by Medic Unit

■ Jul-23    ■ Aug-23    ■ Sep-23    ■ Oct-23    ■ Nov-23    ■ Dec-23    ■ Jan-24  
■ Feb-24    ■ Mar-24    ■ Apr-24    ■ May-24    ■ Jun-24    ■ 24-Jul











Unit Hour Usage Total Response-Time per Response (Dispatch to AIQ time)/Total Available Minutes								
	M17	M19	M25	M28	M49	M61	M85	M89/86
<b>December 2022</b>	17,820 mins. .399	17,340 mins. .388	14,700 mins. .329	21,600 mins. .484	0 mins. .000	15,960 mins. .358	18,060 mins. .405	19,020 mins. .426
<b>January 2023</b>	12,491 mins. .280	16,275 mins. .365	14,604 mins. .327	19,652 mins. .440	0 mins. .000	13,042 mins. .292	17,214 mins. .386	19,052 mins. .427
<b>February 2023</b>	11,161 mins. .277	14,654 mins. .363	13,847 mins. .343	17,312 mins. .429	0 mins. .000	13,121 mins. .325	15,901 mins. .394	16,443 mins. .408
<b>March 2023</b>	12,403 mins. .278	12,684 mins. .284	14,808 mins. .332	15,789 mins. .354	5,811 mins. .130	10,474 mins. .235	16,548 mins. .371	15,631 mins. .350
<b>April 2023</b>	8,460 mins. .196	11,160 mins. .258	13,380 mins. .310	13,740 mins. .318	13,320 mins. .308	9,300 mins. .215	16,260 mins. .376	15,180 mins. .351
<b>May 2023</b>	8,343 mins. .187	12,363 mins. .277	14,218 mins. .319	14,780 mins. .331	13,692 mins. .307	10,490 mins. .235	15,735 mins. .352	15,644 mins. .350
<b>June 2023</b>	10,905 mins. .252	10,872 mins. .252	13,855 mins. .321	14,796 mins. .343	12,728 mins. .295	10,013 mins. .232	14,816 mins. .343	14,349 mins. .332
<b>July 2023</b>	12,903 mins. .289	12,235 mins. .274	15,698 mins. .352	16,740 mins. .375	13,346 mins. .299	11,116 mins. .249	14,454 mins. .324	15,357 mins. .344
<b>August 2023</b>	11,493 mins. .257	10,500 mins. .235	12,735 mins. .285	15,217 mins. .341	13,787 mins. .309	8,546 mins. .191	17,621 mins. .395	15,115 mins. .339
<b>September 2023</b>	10,201 mins. .236	9,643 mins. .223	13,562 mins. .314	12,237 mins. .283	11,896 mins. .275	8,017 mins. .186	14,288 mins. .331	14,151 mins. .327
<b>October 2023</b>	11,972 mins. .268	12,935 mins. .289	15,456 mins. .346	15,276 mins. .342	13,643 mins. .305	10,116 mins. .267	15,358 mins. .344	15,182 mins. .340
<b>November 2023</b>	10,600 mins. .245	10,771 mins. .249	11,605 mins. .269	14,104 mins. .325	12,733 mins. .295	7,193 mins. .167	13,969 mins. .323	<b>6,177 mins .143 until 11/14/2023</b>
<b>December 2023</b>	11,975 mins. .268	12,540 mins. .281	15,101 mins. .338	16,983 mins. .380	14,309 mins. .321	10,229 mins. .229	15,662 mins. .350	13,122 Mins. .293

	M17	M19	M25	M28	M49	M61	M85	M89/86
<b>January 2024</b>	10,405 mins. .233	10,746 mins. .241	14,282 mins. <b>.320</b>	15,118 mins. <b>.338</b>	14,230 mins. <b>.318</b>	10,522 mins. .236	12,715 mins. .284	14,318 mins. <b>.320</b>
<b>February 2024</b>	12,006 mins. .288	12,005 mins. .287	14,458 mins. <b>.346</b>	13,996 mins. <b>.335</b>	14,445 mins. <b>.346</b>	9,746 mins. .233	13,073 mins. <b>.313</b>	14,086 mins. <b>.337</b>
<b>March 2024</b>	12,092 mins. .271	12,016 mins. .269	14,299 mins. <b>.320</b>	15,717 mins. <b>.352</b>	13,667 mins. <b>.306</b>	8,746 mins. .196	12,782 mins. .286	13,066 mins. .293
<b>April 2024</b>	12,403 mins. .287	12,538 mins. .290	12,579 mins. .295	15,842 mins. <b>.367</b>	12,359 mins. .286	9,272 mins. .214	14,804 mins. <b>.343</b>	14,536 mins. <b>.336</b>
<b>May 2024</b>	14,116 mins. <b>.316</b>	12,812 mins. .287	13,882 mins. <b>.311</b>	16,481 mins. <b>.369</b>	15,215 mins. <b>.341</b>	11,346 mins. .254	14,847 mins. <b>.333</b>	15,983 mins. <b>.313</b>
<b>June 2024</b>	13,560 mins. <b>.314</b>	13,560 mins. <b>.314</b>	14,160 mins. <b>.328</b>	16,440 mins. <b>.381</b>	13,680 mins. <b>.317</b>	9,780 mins. .226	14,760 mins. <b>.342</b>	14,460 mins. <b>.335</b>
<b>July 2024</b>	13,877 mins. <b>.311</b>	13,064 mins. .293	15,097 mins. <b>.337</b>	17,067 mins. <b>.382</b>	15,333 mins. <b>.343</b>	10,731 mins. .240	14,365 mins. <b>.322</b>	14,196 mins. <b>.318</b>

<b>Unit Hour Usage: Total Incidents-Time per Incident (Dispatch to AIQ time)/Total Available Minutes</b>								
	M17	M19	M25	M28	M49	M61	M85	M89/86
<b>December 2022</b>	10,969 mins. .246	8,816 mins. .197	12,722 mins. .285	16,873 mins. .378	0 mins. .000	11,268 mins. .252	16,392 mins. .367	18,142 mins. <b>.406</b>
<b>January 2023</b>	10,267 mins. .230	9,939 mins. .223	13,155 mins. .295	15,818 mins. .354	0 mins. .000	7,813 mins. .175	15,501 mins. .347	18,696 mins. <b>.419</b>
<b>February 2023</b>	9,779 mins. .243	9,256 mins. .230	12,374 mins. .307	14,540 mins. .361	0 mins. .000	9,180 mins. .228	13,080 mins. .324	15,563 mins. .386
<b>March 2023</b>	11,026 mins. .247	7,936 mins. .178	13,387 mins. .300	12,955 mins. .290	4,917 mins. .110	8,645 mins. .194	15,593 mins. .349	14,944 mins. .335
<b>April 2023</b>	7,927 mins. .183	5,890 mins. .136	12,521 mins. .290	11,502 mins. .266	11,330 mins. .262	7,495 mins. .173	15,303 mins. .354	14,796 mins. .343
<b>May 2023</b>	7,854 mins. .176	7,162 mins. .160	12,205 mins. .273	12,765 mins. .286	11,605 mins. .260	8,628 mins. .193	15,197 mins. .340	15,032 mins. .337

<b>June 2023</b>	7,966 mins. .184	5,100 mins. .118	11,234 mins. .260	10,303 mins. .238	10,073 mins. .233	7,154 mins. .166	12,047 mins. .279	11,401 mins. .264
<b>July 2023</b>	9,066 mins. .203	7,609 mins. .170	14,281 mins. .320	14,429 mins. .323	12,005 mins. .269	9,807 mins. .220	13,687 mins. .307	14,818 mins. .332
<b>August 2023</b>	7,992 mins. .179	6,111 mins. .137	12,095 mins. .271	12,588 mins. .282	11,996 mins. .269	7,110 mins. .159	17,110 mins. .383	14,659 mins. .328
<b>September 2023</b>	7,607 mins. .176	5,605 mins. .130	12,304 mins. .245	11,482 mins. .266	10,901 mins. .252	6,705 mins. .155	13,433 mins. .311	13,793 mins. .319
<b>October 2023</b>	7,234 mins. .162	7,985 mins. .178	13,939 mins. .312	12,987 mins. .290	12,191 mins. .273	8,591 mins. .192	14,895 mins. .334	15,035 mins. .337
<b>November 2023</b>	7,086 mins .164	6,631 mins .153	10,592 mins .245	12,801 mins .296	12,089 mins .280	5,954 mins .138	13,459 mins .312	<b>6,056 mins .140 Until 11/14/2023</b>
<b>December 2023</b>	7,768 mins .174	7,351 mins .165	13,934 mins .312	15,144 mins .339	12,915 mins .289	8,115 mins .182	15,268 mins .342	12,755 Mins .286
	<b>M17</b>	<b>M19</b>	<b>M25</b>	<b>M28</b>	<b>M49</b>	<b>M61</b>	<b>M85</b>	<b>M86</b>
<b>January 2024</b>	5,970 Mins .134	5,623 Mins .126	12,994 Mins .291	13,388 Mins <b>.300</b>	13,598 Mins <b>.305</b>	8,641 Mins .194	12,329 Mins .276	14,069 Mins <b>.315</b>
<b>February 2024</b>	7,195 mins. .172	5,634 mins. .135	12,902 mins. <b>.309</b>	12,173 mins. .291	12,860 mins. <b>.308</b>	8,115 mins. .194	12,767 mins. <b>.306</b>	14,040 mins. <b>.336</b>
<b>March 2024</b>	6,519 mins. .146	7,034 mins. .158	13,214 mins. .296	13,658 mins. <b>.306</b>	12,556 mins. .281	6,829 mins. .153	12,314 mins. .276	12,893 mins. .289
<b>April 2024</b>	6,442 mins. .147	5,813 mins. .135	11,254 mins. .260	13,585 mins. <b>.314</b>	11,005 mins. .255	6,963 mins. .161	13,906 mins. <b>.322</b>	14,347 mins. <b>.332</b>
<b>May 2024</b>	8,636 mins. .193	7,468 mins. .167	12,583 mins. .282	14,114 mins. <b>.316</b>	13,931 mins. <b>.312</b>	8,732 mins. .196	14,500 mins. <b>.325</b>	15,694 mins. <b>.352</b>
<b>June 2024</b>	8,335 mins. .193	7,310 mins. .169	13,056 mins. <b>.302</b>	14,363 mins. <b>.332</b>	12,486 mins. .289	7,417 mins. .172	13,950 mins. <b>.323</b>	14,165 mins. <b>.328</b>
<b>July 2024</b>	8,396 mins. .188	7,342 mins .164	13,757 mins. <b>.308</b>	15,205 mins. <b>.341</b>	14,681 mins. <b>.329</b>	8,879 mins. .199	14,019 mins. <b>0.314</b>	14,028 mins. <b>.314</b>

Unit Hour Usage: Total Medical Response-Time per Response (Dispatch to AIQ time)/Total Available Mins.								
<b>December 2022</b>	10,936 mins. .245	8,524 mins. .191	12,575 mins. .282	16,259 mins. .364	0 mins. .000	11,206 mins. .251	16,272 mins. .365	18,079 mins. .405
<b>January 2023</b>	10,041 mins. .225	9,816 mins. .220	13,028 mins. .292	15,636 mins. .350	0 mins. .000	7,548 mins. .169	15,448 mins. .346	18,465 mins. .414
<b>February 2023</b>	9,657 mins. .240	8,973 mins. .222	12,350 mins. .306	14,480 mins. .359	0 mins. .000	8,706 mins. .216	13,078 mins. .324	15,373 mins. .381
<b>March 2023</b>	10,646 mins. .238	7,870 mins. .176	13,262 mins. .297	12,790 mins. .287	4,759 mins. .107	8,378 mins. .188	15,235 mins. .341	14,885 mins. .333
<b>April 2023</b>	7,798 mins. .181	5,806 mins. .134	12,276 mins. .284	11,472 mins. .266	11,307 mins. .262	7,236 mins. .168	15,290 mins. .354	14,410 mins. .334
<b>May 2023</b>	7,719 mins. .173	6,950 mins. .156	12,092 mins. .271	12,648 mins. .283	11,464 mins. .257	8,295 mins. .186	15,197 mins. .340	14,843 mins. .333
<b>June 2023</b>	7,859 mins. .182	5,000 mins. .116	10,949 mins. .253	10,250 mins. .237	9,697 mins. .224	6,811 mins. .158	11,882 mins. .275	11,335 mins. .262
<b>July 2023</b>	8,944 mins. .200	6,859 mins. .154	13,909 mins. .312	14,108 mins. .316	11,827 mins. .265	9,328 mins. .209	13,472 mins. .302	14,522 mins. .325
<b>August 2023</b>	7,976 mins. .179	5,886 mins. .132	11,639 mins. .261	12,168 mins. .273	11,672 mins. .261	6,898 mins. .155	16,860 mins. .378	14,499 mins. .325
<b>September 2023</b>	7,278 mins. .168	5,522 mins. .128	12,231 mins. .283	11,406 mins. .264	10,613 mins. .246	6,525 mins. .151	13,324 mins. .308	13,669 mins. .316
<b>October 2023</b>	7,177 mins. .160	7,934 mins. .177	13,732 mins. .307	12,796 mins. .286	12,047 mins. .269	8,565 mins. .191	14,772 mins. .330	15,006 mins. .336
<b>November 2023</b>	7,072 mins .163	6,543 mins .151	10,464 mins .242	12,536 mins .290	11,982 mins .277	5,897 mins .137	13,436 mins .311	<b>5,985 mins .139 until 11/14/2023</b>
<b>December 2023</b>	7,751 mins .174	7,226 mins .162	13,698 mins .307	14,962 mins .335	12,888 mins .289	7,898 mins .177	15,101 mins .338	12,608 mins .282

	M17	M19	M25	M28	M49	M61	M85	M89
<b>January 2024</b>	5,597 Mins .133	5,602 Mins .125	12,880 Mins .289	13,246 Mins .297	13,589 Mins <b>.304</b>	8,324 Mins .186	12,266 Mins .275	14,045 Mins <b>.315</b>
<b>February 2024</b>	7,118 mins. .170	5,560 mins. .133	12,774 mins. <b>.306</b>	12,108 mins. .290	12,810 mins. <b>.307</b>	8,074 mins. .193	12,692 mins. <b>.304</b>	14,019 mins. <b>.336</b>
<b>March 2024</b>	6,472 mins. .145	6,898 mins. .155	13,093 mins. .293	13,629 mins. <b>.305</b>	12,535 mins. .281	6,738 mins. .151	12,274 mins. .275	12,772 mins. .286
<b>April 2024</b>	6,385 mins. .148	5,783 mins. .134	11,223 mins. .260	13,574 mins. <b>.314</b>	10,985 mins. .254	6,892 mins. .160	13,812 mins. <b>.320</b>	14,298 mins. <b>.331</b>
<b>May 2024</b>	8,366 mins. .187	7,416 mins. .166	12,576 mins. .282	13,876 mins. <b>.311</b>	13,729 mins. <b>.308</b>	8,294 mins. .186	14,402 mins. <b>.323</b>	15,618 mins. <b>.350</b>
<b>June 2024</b>	8,170 mins. .189	6,524 mins. .160	12,949 mins. <b>.300</b>	13,855 mins. <b>.321</b>	12,367 mins. .286	7,067 mins. .164	13,895 mins. <b>.322</b>	14,049 mins. <b>.325</b>
<b>July 2024</b>	7,988 mins. .179	6,948 mins. .156	13,142 mins. .294	15,035 mins. <b>.337</b>	13,995 mins. <b>.314</b>	8,672 mins. .194	13,769 mins. <b>.308</b>	13,776 mins. <b>.309</b>

**Unit Hour Usage: Total Transports- Time per Transport (Dispatch to AIQ time)/Total Available Minutes**

<b>December 2022</b>	9,775 mins. .219	6,787 mins. .152	10,296 mins. .231	14,085 mins. .316	0 mins. .000	10,149 mins. .227	14,255 mins. .319	16,326 mins. .366
<b>January 2023</b>	8,077 mins. .181	7,979 mins. .179	10,882 mins. .244	13,491 mins. .302	0 mins. .000	6,240 mins. .140	13,199 mins. .296	15,936 mins. .357
<b>February 2023</b>	8,276 mins. .205	7,707 mins. .191	10,136 mins. .251	12,646 mins. .314	0 mins. .000	7,575 mins. .188	11,537 mins. .286	13,552 mins. .336
<b>March 2023</b>	8,805 mins. .197	6,474 mins. .145	11,132 mins. .249	10,826 mins. .243	4,259 mins. .095	6,576 mins. .147	13,911 mins. .312	13,456 mins. .301
<b>April 2023</b>	6,360 mins. .147	5,023 mins. .116	10,686 mins. .247	10,337 mins. .239	9,762 mins. .226	6,644 mins. .154	13,927 mins. .322	13,280 mins. .307
<b>May 2023</b>	6,604 mins. .148	5,680 mins. .127	10,651 mins. .239	11,397 mins. .255	10,303 mins. .231	7,261 mins. .163	13,206 mins. .296	13,422 mins. .301

<b>June 2023</b>	6,990 mins. .162	3,969 mins. .092	9,770 mins. .226	9,206 mins. .213	8,643 mins. .200	5,613 mins. .130	10,841 mins. .251	11,119 mins. .257
<b>July 2023</b>	7,605 mins. .170	6,160 mins. .138	11,657 mins. .261	12,855 mins. .288	10,606 mins. .238	7,648 mins. .171	11,840 mins. .265	13,222 mins. .296
<b>August 2023</b>	6,984 mins. .156	4,927 mins. .110	10,450 mins. .234	10,609 mins. .238	10,149 mins. .227	5,988 mins. .134	14,804 mins. .332	12,803 mins. .287
<b>September 2023</b>	6,277 mins. .145	4,669 mins. .108	11,032 mins. .255	9,727 mins. .225	9,289 mins. .215	5,531 mins. .128	11,485 mins. .266	12,297 mins. .285
<b>October 2023</b>	6,005 mins. .135	6,888 mins. .154	12,103 mins. .271	11,225 mins. .251	10,309 mins. .230	7,229 mins. .162	12,933 mins. .290	13,731 mins. .308
<b>November 2023</b>	6,408 mins .148	5,213 mins .121	8,990 mins .208	11,646 mins .270	10,926 mins .253	4,491 mins .104	11,900 mins .275	<b>5,327 mins .123 until 11/14/2024</b>
<b>December 2023</b>	6,255 mins .140	6,387 mins .143	12,269 mins .275	13,480 mins .302	11,689 mins .262	6,559 mins .147	13,178 mins .295	7,146 mins .160
	<b>M17</b>	<b>M19</b>	<b>M25</b>	<b>M28</b>	<b>M49</b>	<b>M61</b>	<b>M85</b>	<b>M89</b>
<b>January 2024</b>	5206 Mins .117	4713 Mins .106	10,986 Mins .246	12,089 Mins .271	12,266 Mins .275	6975 Mins .156	10,415 Mins .233	12,467 Mins .279
<b>February 2024</b>	5,790 mins. .138	5,051 mins. .121	11,904 mins. .285	11,032 mins. .264	11,552 mins. .277	6,928 mins. .166	11,161 mins. .278	12,356 mins. .296
<b>March 2024</b>	5,714 mins. .128	6,262 mins. .140	11,683 mins. .262	12,104 mins. .271	11,321 mins. .254	5,899 mins. .132	10,740 mins. .241	11,950 mins. .268
<b>April 2024</b>	5,556 mins. .129	5,065 mins. .117	10,223 mins. .237	12,253 mins. .284	9,850 mins. .228	5,647 mins. .131	12,926 mins. .299	13,064 mins. <b>.302</b>
<b>May 2024</b>	6,738 mins. .151	5,974 mins. .134	11,070 mins. .248	12,314 mins. .276	12,130 mins. .272	7,027 mins. .157	12,766 mins. .286	13,337 mins. .299
<b>June 2024</b>	7,208 mins. .167	6,151 mins. .142	11,547 mins. .267	12,017 mins. .278	11,015 mins. .255	5,358 mins. .124	12,283 mins. .284	12,726 mins. .295
<b>July 2024</b>	6,759 mins. .151	5,875 mins. .132	11,633 mins. .261	13,679 mins <b>.306</b>	12,853 mins. .288	6,729 mins. .151	12,229 mins. .274	11,771 mins. .264



**Unit Hour Utilization- Total # Transports/Total Available Hours (month days x 24 hrs.=total hrs.)**

**Contractual Requirement of .400**

	<b>M17</b>	<b>M19</b>	<b>M25</b>	<b>M28</b>	<b>M49</b>	<b>M61</b>	<b>M85</b>	<b>M89/86</b>
<b>December 2022</b>	115 .155	80 .108	199 .267	188 .253	0 .000	88 .118	168 .226	184 .247
<b>January 2023</b>	101 .136	94 .126	186 .250	168 .226	0 .000	67 .090	152 .204	172 .231
<b>February 2023</b>	107 .159	90 .134	179 .266	166 .247	0 .000	72 .107	136 .202	165 .246
<b>March 2023</b>	100 .134	77 .103	189 .254	139 .187	66 .089	60 .081	149 .200	159 .214
<b>April 2023</b>	94 .131	63 .088	187 .260	119 .165	144 .200	62 .086	152 .211	143 .199
<b>May 2023</b>	80 .108	60 .081	191 .257	130 .175	155 .208	65 .087	159 .214	154 .207
<b>June 2023</b>	97 .135	57 .079	181 .251	131 .182	144 .200	61 .085	145 .201	128 .178
<b>July 2023</b>	92 .124	76 .102	181 .243	139 .187	159 .214	71 .095	133 .179	145 .195
<b>August 2023</b>	87 .117	62 .083	189 .254	117 .157	143 .192	55 .074	162 .218	142 .191
<b>September 2023</b>	83 .115	56 .078	182 .253	122 .169	135 .188	50 .069	128 .178	136 .189
<b>October 2023</b>	85 .114	90 .120	213 .286	139 .187	158 .212	70 .094	130 .174	161 .216
<b>November 2023</b>	89 .124	68 .094	161 .224	141 .196	172 .239	44 .061	139 .193	<b>94</b> <b>.131?</b>
<b>December 2023</b>	92 .124	75 .101	225 .302	164 .220	188 .253	66 .089	141 .190	<b>116</b> <b>.156?</b>
	<b>M17</b>	<b>M19</b>	<b>M25</b>	<b>M28</b>	<b>M49</b>	<b>M61</b>	<b>M85</b>	<b>M86</b>
<b>January 2024</b>	77 .103	69 .092	223 .299	158 .212	192 .258	69 .093	126 .169	129 .173
<b>February 2024</b>	80 .115	65 .093	218 <b>.313</b>	143 .205	165 .237	65 .093	127 .182	129 .185
<b>March 2024</b>	82 .110	77 .104	214 .288	156 .210	174 .234	55 .074	124 .167	132 .177
<b>April 2024</b>	80 .111	74 .103	196 .272	157 .218	162 .225	54 .075	135 .188	121 .168
<b>May 2024</b>	89 .120	76 .102	202 .272	150 .202	178 .239	69 .093	145 .195	140 .188
<b>June 2024</b>	100 .138	76 .106	203 .282	152 .211	164 .228	49 .068	148 .206	135 .188
<b>July 2024</b>	89 .120	72 .100	198 .266	171 .230	187 .251	61 .081	139 .187	130 .175



	M17	M19	M25	M28	M49	M61	M85	M86
<b>January 2024</b>	205 .275	208 .280	347 <b>.466</b>	237 <b>.318</b>	279 <b>.375</b>	167 .224	237 <b>.319</b>	192 .258
<b>February 2024</b>	227 <b>.326</b>	201 .288	297 <b>.427</b>	231 <b>.332</b>	252 <b>.362</b>	151 .217	202 .290	194 .278
<b>March 2024</b>	210 .282	214 .287	307 <b>.413</b>	256 <b>.344</b>	264 <b>.355</b>	132 .177	221 .297	171 .230
<b>April 2024</b>	221 <b>.307</b>	217 <b>.301</b>	276 <b>.383</b>	259 <b>.360</b>	253 <b>.351</b>	147 .204	209 .290	177 .246
<b>May 2024</b>	237 <b>.319</b>	234 <b>.315</b>	296 <b>.398</b>	264 <b>.355</b>	281 <b>.378</b>	180 .242	228 <b>.306</b>	226 <b>.303</b>
<b>June 2024</b>	248 <b>.344</b>	241 <b>.334</b>	304 <b>.422</b>	272 <b>.378</b>	268 <b>.372</b>	153 .213	247 <b>.343</b>	211 .293
<b>July 2024</b>	217 .291	196 .263	316 <b>.425</b>	279 <b>.375</b>	279 <b>.375</b>	151 .203	223 <b>.300</b>	209 .281

*\*Data pulled from CAD Medic Unit Utilization Report & ImageTrend (Total # Transports)*

## AMBULANCE REPLACEMENT CRITERIA AND SCORING SYSTEM

<b>Age of Vehicle (Years)</b>
0-2 years: 1 point
3-5 years: 2 points
6-8 years: 3 points
9+ years: 4 points

<b>Mileage (Miles):</b>
0-50,000 miles: 1 point
50,001-100,000 miles: 2 points
100,001-150,000 miles: 3 points
150,001+ miles: 4 points

<b>Maintenance Costs (Last Year):</b>
\$0-\$2,000: 1 point
\$2,001-\$4,000: 2 points
\$4,001-\$6,000: 3 points
\$6,001+: 4 points

<b>Reliability Score (Self-Rated or Mechanic-Rated on a Scale of 1-10):</b>
9-10: 1 point
7-8: 2 points
5-6: 3 points
1-4: 4 points

<b>Overall Condition (Self-Rated or Mechanic-Rated on a Scale of 1-10):</b>
9-10: 1 point
7-8: 2 points
5-6: 3 points
1-4: 4 points



